



BUSINESS REPORT 2021

21



MANAGEMENT REPORT

for the year ended 31 december 2021



BOARD OF DIRECTORS

Wolfgang Felser - Chairman
Peter Hronovsky (resigned on 31 March 2022)
Petros Petrides
Aristodemos Aristodemou
Daniela Uhlmann
Christos Michael (appointed 1 February 2022)

The Board of Directors of Medlife Insurance Limited presents to the members its management report and audited financial statements of the Company for the year ended 31 December 2021.

PRINCIPAL ACTIVITIES

The principal activity of Medlife Insurance Ltd. (the Company) is the sale of life assurance policies.

RESULTS

The income statement of the year is presented on page 12 of the financial statements. The Company shows profits before taxation charge in the amount 6.91 Mio USD in 2021 (2020: 7.08 Mio USD).

DIVIDENDS

On 12th November 2021, the Board of Directors approved the payment of an interim dividend from the profits of 2020 and 2021 of USD 0.96045 per share (2020: USD 0.79096 per share), amounting to USD 8.500.000 (2020: USD 7.000.000) in total.

BOARD OF DIRECTORS


The members of the Board of Directors as at 31 December 2021 and at the date of this report are presented on page 1. All of them were members of the Board of Directors throughout the year ended 31 December 2021. Mr. Peter Hronovsky resigned from the Board of Directors on 31 March 2022. Mr. Christos Michael was appointed as non-executive director from 1 February 2022.

INDEPENDENT AUDITOR'S REPORT

The independent auditors, KPMG Limited, state in their report a clean audit opinion for the year 31 December 2021.

BY ORDER OF THE BOARD OF DIRECTORS

Wolfgang Felser
Chairman



Nicosia, 6 April 2022



FINANCIAL POSITIONS AND RESULTS

The information included in the summarized financial position and results of Medlife Insurance Ltd. for 2021 have been extracted from the Financial Statements of Medlife Insurance Ltd. for 2021 which were audited by KPMG Limited, Certified Public Accountants and registered Auditors in Cyprus, 14 Esperidon Street, 1087 Nicosia, Cyprus. A clean (unmodified) audit report dated 6 April 2022 has been rendered to the Financial Statements.

MEDLIFE BUSINESS REPORT 2021

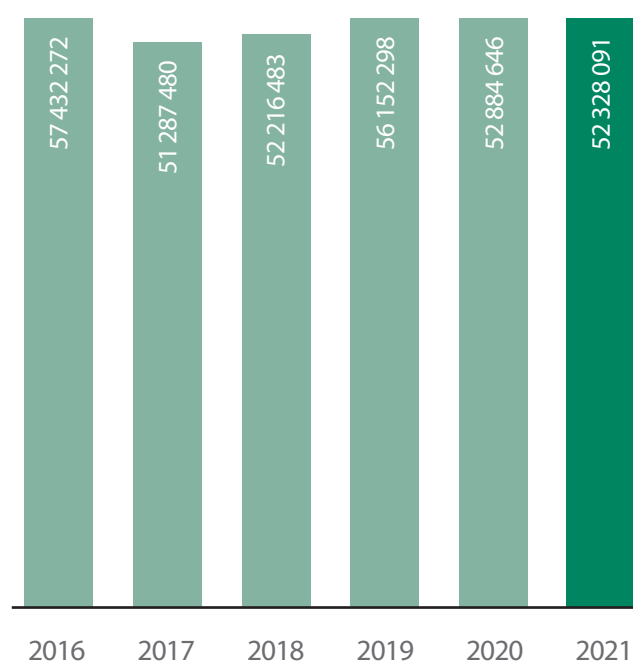


INCOME STATEMENT

FOR THE YEAR ENDED 31 DECEMBER 2021

2021	2020	USD
38 646 940	36 581 648	Gross written premiums
2 028 212	2 458 391	Change in gross unearned premium reserve
40 675 152	39 040 039	Gross change earned premiums
-1 883	-2 147	Reinsurance premiums
40 673 270	39 037 892	Net earned premiums
14 171 885	15 265 514	Net investment income
179 797	116 601	Other income
55 024 951	54 420 008	Total income

INSURANCE BENEFITS



MEDLIFE BUSINESS REPORT 2021



INCOME STATEMENT

FOR THE YEAR ENDED 31 DECEMBER 2021

2021	2020	USD
-19 657 289	-14 815 229	Surrenders paid
-30 932 190	-36 905 352	Maturities paid
-1 187 537	-1 396 781	Other claims paid
-51 777 015	-53 117 362	Net claims paid
-551 076	232 716	Net change in outstanding claims reserve
-52 328 091	-52 884 646	Net claims incurred
-7 247 712	-5 629 145	Acquisition expenses
12 855 759	16 253 901	Change in Life assurance funds - net
-2 888 994	-2 988 080	Administration expenses
-45 567	-222 368	Interest on policyholders prepayments
1 544 699	-1 861 596	Foreign exchange (loss) / gain
-48 109 907	-47 331 935	Total expenses
6 915 044	7 088 073	Profit before taxation
-195 456	-485 752	Taxation charge
6 719 588	6 602 320	Profit of the year

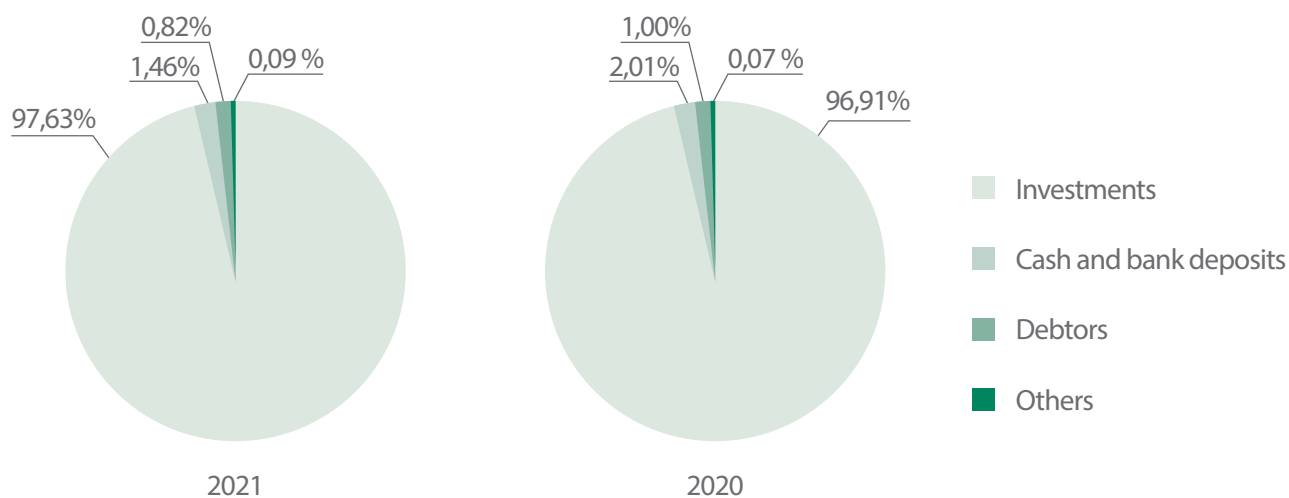
MEDLIFE BUSINESS REPORT 2021



STATEMENT OF FINANCIAL POSITION

ASSETS

2021	2020	USD
		ASSETS
7 016 361	10 147 814	Cash and cash equivalents
33 884 460	20 699 794	Investments held at fair value through profit or loss
3 956 498	5 057 802	Amounts receivables
162 186	76 579	Intangible Assets
430 092 171	462 338 830	Investments available for sale
5 544 682	5 690 116	Held-to-maturity investments
255 833	294 850	Property, plant and equipment
480 912 190	504 305 784	Total assets



MEDLIFE BUSINESS REPORT 2021

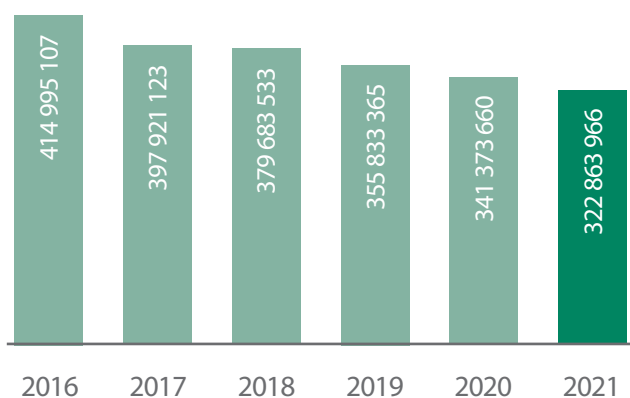


STATEMENT OF FINANCIAL POSITION

LIABILITIES AND EQUITY

2021	2020	USD
		LIABILITIES
9 227 407	7 837 054	Creditors and accrued liabilities
25 451 647	27 182 262	Prepaid premiums
4 651	186 810	Taxation
322 863 966	341 373 660	Insurance contract liabilities
357 547 670	376 579 786	Total liabilities
		EQUITY
15 018 221	15 018 221	Issued Capital
39 664 204	41 444 616	Retained Earnings
68 682 096	71 263 161	Other Reserves
123 364 521	127 725 998	Total equity
480 912 190	504 305 784	Total liabilities and equity

INSURANCE CONTRACT LIABILITIES



NOTES TO THE FINANCIAL STATEMENT

31 December 2021



INCORPORATION AND PRINCIPAL ACTIVITIES

Medlife Insurance Ltd. was incorporated in Cyprus on 2 December 1994 as a private company with shares in accordance with the provisions of the Companies Law, Cap 113. The principal activity of the Company is the sale of life assurance policies.

The Company's registered office is at 27 Pindarou Street, Alpha Business Centre, 1060 Nicosia, Cyprus.

AMOUNTS DUE TO REINSURERS

The Company has a reinsurance treaty with Grazer Wechselseitige Versicherung AG (GRAWE) of Austria.

CREDITS AND ACCRUED LIABILITIES (USD)

The following amounts are included in creditors. Creditors and accrued liabilities (USD).

2021	2020	
8 732 906	7 296 594	Amounts due to related companies
65 269	62 445	Other creditors
57 374	66 442	Social insurance and other taxes
113 251	101 191	Accrued expenses
258 606	310 383	Amounts due to insurance brokers
<u>9 227 407</u>	<u>7 837 054</u>	

LIFE ASSURANCE RESERVES

A valuation of the liabilities of the life reserve of the Company is carried out every year by the Company's actuary. The Directors of the Company have been informed by the Company's actuary that the assets of the life fund are enough to cover the liabilities to the insured persons at 31 December 2021.

SHARE CAPITAL (USD)

2021	2020
<u>15 018 221</u>	<u>15 018 221</u>

Authorized, issued and fully paid 8 850 000 shares of EUR 1.71 each (2020: EUR 1.71 each).



HEAD OFFICE:
MEDLIFE INSURANCE LTD.

27 Pindarou Street,
3rd Floor, Block B
1060 Nicosia
CYPRUS

office@medlife.net
www.medlife.net