

APOLLO 62

Factsheet, 29.02.2024

Fund Data

Fund Inception	17.02.2000
Benchmark	None
Fund Currency	USD
Fund Assets in USD	52.670.950,16
Accounting Period	01.09. - 31.08.
Fund Management	Security Kapitalanlage AG
Fund Manager	Mag. Günther Moosbauer, CPM Stefan Donnerer, MA, CEFA Martin Seitingner, MSc, CEFA
Admission	Austria
ISIN A - Share	AT0000A2YPA4

Price per share

	A
NAV	105,28
Issue Price	112,70
Redemption Price	105,20

Costs

Management fee p.a.	1,00 %
Front load	7,00 %

PRIIPS/MiFID II

If you need information about this, please contact
office@securitykag.at.

Risk profile of fund



The risk profile defines the risk assessment of the fund - one blue box low risk, seven blue boxes very high risk.

Description

Apollo 62 invests primarily in international corporate bonds with a focus on investment grade. High yield investments are possible. The average fund rating may not fall below BBB-.

The investment currency is USD

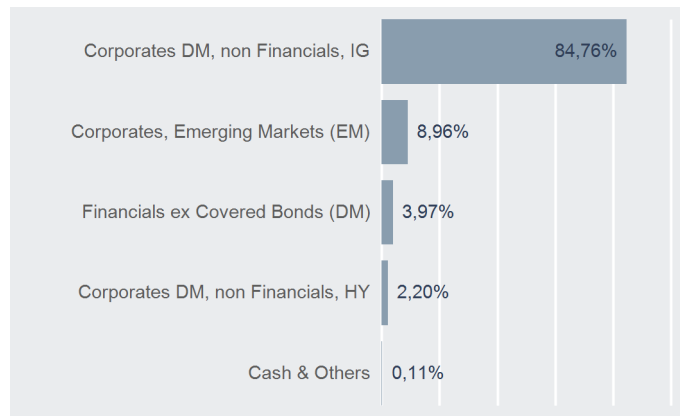
APOLLO 62

Factsheet, 29.02.2024

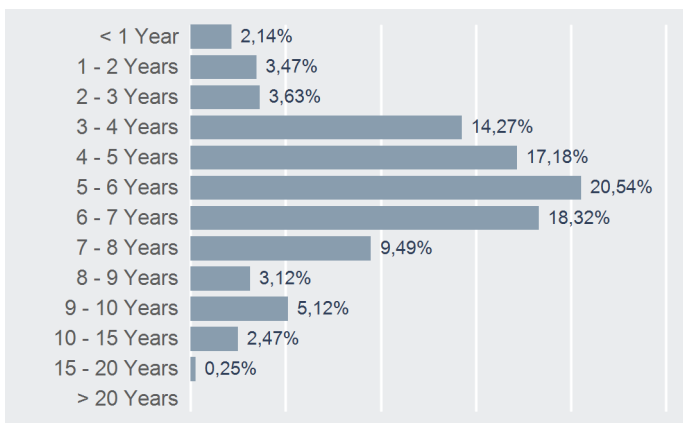
Top 10 Issuers

Name	% FA
EASTMAN CHEMICAL CO	1,73 %
BAT CAPITAL CORP	1,09 %
HASBRO INC. PAWTUCK.	1,09 %
BRUNSWICK CORP	1,08 %
POLARIS IND. INC. US	1,02 %
EXELON GENERATION CO LLC	1,00 %
KILROY REALTY LP	0,99 %
KINROSS GOLD CORP	0,98 %
INTESA SANPAOLO SPA	0,97 %
PULTEGROUP INC	0,96 %


Asset Allocation



Modified Duration



FX Allocation



Fund Ratios

Bonds

Ø Modified Duration	5,50
Ø Maturity (in years)	7,33
Ø Yield p.a.	6,03 %
Ø Rating	BBB (9,19)

APOLLO 62

Factsheet, 29.02.2024

Past performance is not an indicator of future results.

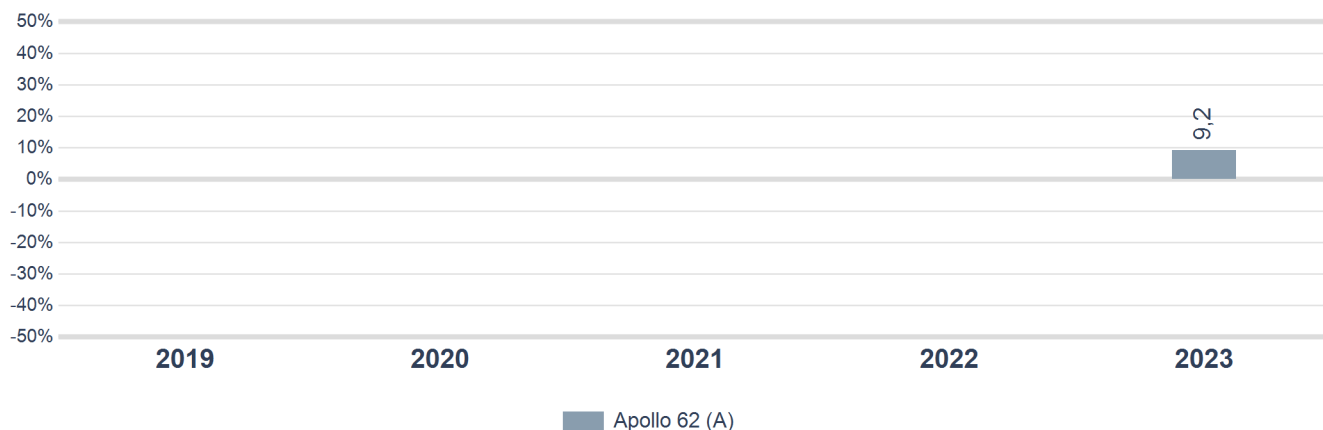
Performance Chart



Performance Ratios

	A
Inception:	11.07.2022
Since Inception p.a.:	4,07 %
10 years p.a.:	-
5 years p.a.:	-
3 years p.a.:	-
1 year:	7,17 %
Sharpe Ratio (3 years):	-
Volatility p.a. (3 years):	-

Jahresperformance



Important Notification

The document serves to inform the insurance customers and does not replace a comprehensive investment advice or risk information, nor does it make an offer or recommendation to buy, or sale of funds or other products. Any investment is associated with risks. The past performance is not indicative of reliable conclusions on future development of a fund. The return can be reduced as a result of currency fluctuations. Expenses and taxes of the insurance product are not included in the performance calculation and reduce performance. The fact sheet is only available for purchase of an insurance product. The fund used for the insurance product is accredited for direct purchase in Austria only.

The tax treatment of an insurance product is different and depends on the personal conditions and the place of residence of the customer and may be subject to change in the future. Please contact your insurance advisor for more information.

Values per share, Performance: OeKB; Performancechart, fund's composition: Liechtensteinische Landesbank (Österreich) AG, Bloomberg and own calculation

Definition of ratios and terms in German: <http://www.securitykag.at/disclaimer.pdf> All data without warranty.