

APOLLO 14

Factsheet, 28.12.2018

Fund Data

Fund Inception	06.08.1998
Benchmark	None
Fund Currency	USD
Fund Assets in USD	36.673.611,55
Accounting Period	01.09. - 31.08.
Fund Management	Security Kapitalanlage AG
Fund Manager	Alfred Kober, MBA, CFA Philipp Ebner, CPM Joachim Waltl, CFA
Admission	Austria
ISIN A - Share	AT0000A22KG5
Distribution (A)	0,8900 (03.12.2018)

Price per share

	A
NAV	85,64
Issue Price	91,70
Redemption Price	85,60

Costs

Management fee p.a.	1,50 %
Front load (all shares)	max. 7,00 %

Fund Ratios

Equities

Ø Market Cap in Mrd. EUR	156,84
Ø Dividend yield p.a.	2,13 %
Price to Book Ratio	3,00
Price to Earnings Ratio (est. 12m)	14,51

PRIIPS/MiFID II

If you need information about this, please contact office@securitykag.at.

Risk profile of fund



The risk profile defines the risk assessment of the fund - one blue box low risk, seven blue boxes very high risk.

Description

Orientation of investment towards the MSCI USA Index

Please note the information on the following page!

APOLLO 14

Factsheet, 28.12.2018

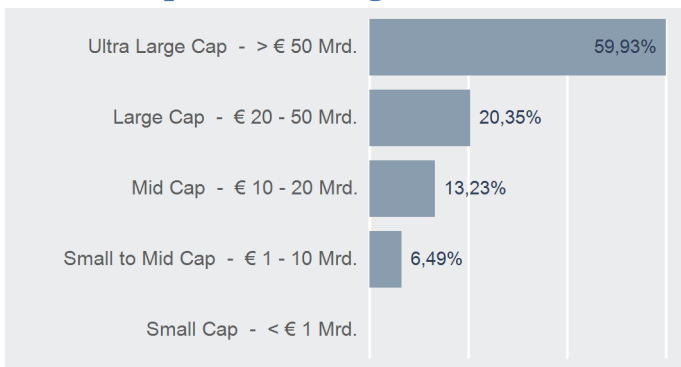
Performance Chart

Share inception per 27.08.2018. Performance is not representative. The first indication of the performance since tranche start will be in 08.2019 (annual performance).

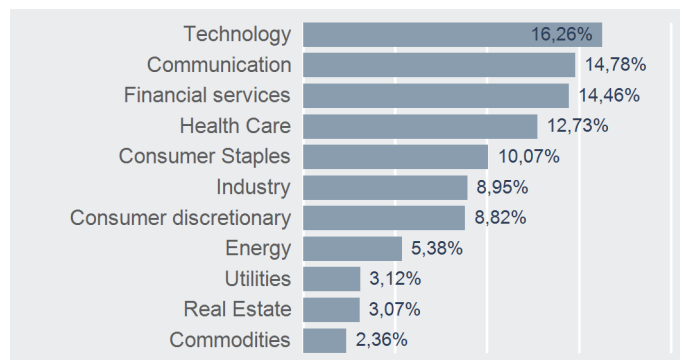
Top 10 Equities

Name	% FA
MICROSOFT CORP	3,38 %
APPLE INC	3,36 %
AMAZON.COM INC	2,79 %
FACEBOOK INC-A	1,51 %
ALPHABET INC - A	1,47 %
JOHNSON & JOHNSON	1,43 %
JPMORGAN CHASE & CO	1,40 %
ALPHABET INC - C	1,33 %
PFIZER INC	1,23 %
BERKSHIRE HATHAWAY INC	1,22 %

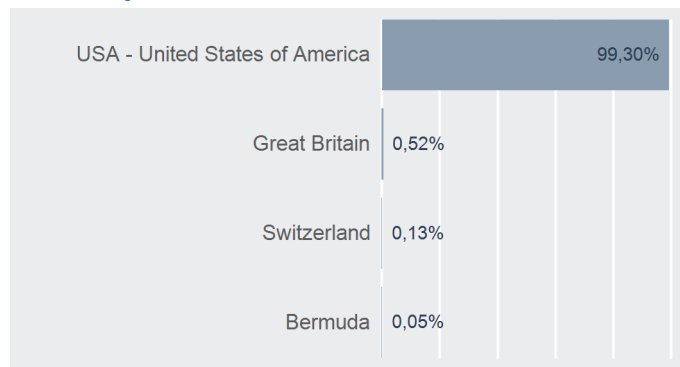
Market capitalisation segments



Sector Allocation



Country Overview



Important Notification

The document serves to inform the insurance customers and does not replace a comprehensive investment advice or risk information, nor does it make an offer or recommendation to buy, or sale of funds or other products. Any investment is associated with risks. The past performance is not indicative of reliable conclusions on future development of a fund. The return can be reduced as a result of currency fluctuations. Expenses and taxes of the insurance product are not included in the performance calculation and reduce performance. The fact sheet is only available for purchase of an insurance product. The fund used for the insurance product is accredited for direct purchase in Austria only.

The tax treatment of an insurance product is different and depends on the personal conditions and the place of residence of the customer and may be subject to change in the future. Please contact your insurance advisor for more information.

Values per share, Performance: OeKB; Performancechart, fund's composition: Tambas, Bloomberg and own calculation
Definition of ratios and terms: <http://www.securitykag.at/disclaimer.pdf>