

APOLLO 14

Factsheet, 28.02.2023

Fund Data

Fund Inception	06.08.1998
Benchmark	None
Fund Currency	USD
Fund Assets in USD	84.179.600,01
Accounting Period	01.09. - 31.08.
Fund Management	Security Kapitalanlage AG
Fund Manager	Alfred Kober, MBA, CFA Philipp Ebner, CPM, CEFA Joachim Waltl, CFA
Admission	Austria
ISIN A - Share	AT0000A22KG5
Distribution (A)	0,0683 (01.12.2022)

Price per share

	A
NAV	131,77
Issue Price	141,00
Redemption Price	131,70

Costs

Management fee p.a.	1,50 %
Front load	7,00 %

PRIIPS/MiFID II

If you need information about this, please contact office@securitykag.at.



REFINITIV LIPPER FUND AWARDS

2021 WINNER
AUSTRIA

Security Kapitalanlage AG

Best Group over 3 Years, Overall Small Company

Refinitiv Lipper Fund Awards, ©2021 Refinitiv. All rights reserved. Used under license.

Risk profile of fund



The risk profile defines the risk assessment of the fund - one blue box low risk, seven blue boxes very high risk.

Description

Orientation of investment towards the MSCI USA Index

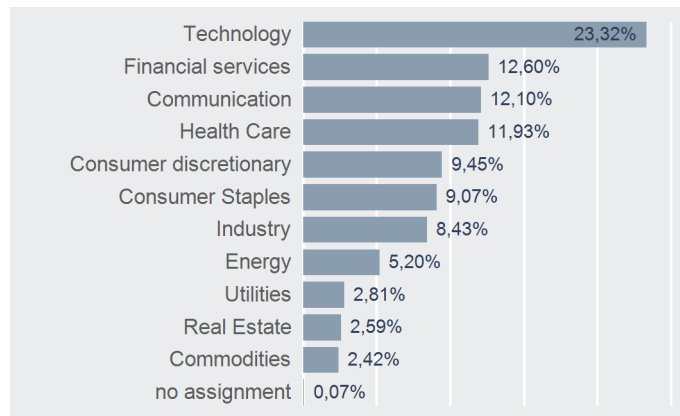
APOLLO 14

Factsheet, 28.02.2023

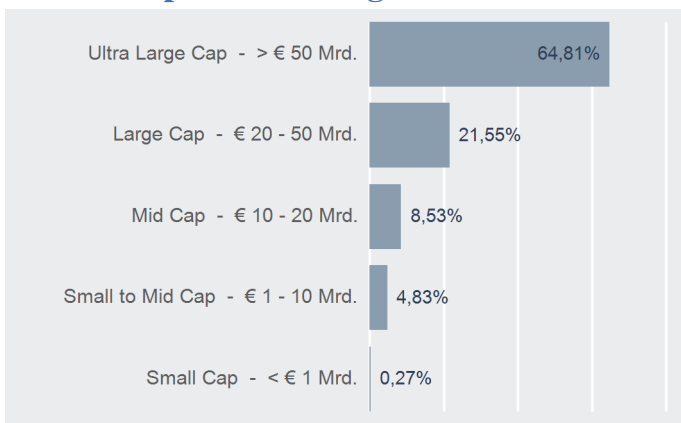
Top 10 Equities

Name	% FA
APPLE INC	6,62 %
MICROSOFT CORP	4,94 %
AMAZON.COM INC	2,41 %
NVIDIA CORP	1,64 %
ALPHABET INC - A	1,50 %
TESLA MOTORS INC	1,47 %
ALPHABET INC - C	1,41 %
EXXON MOBIL CORPORATION	1,37 %
UNITEDHEALTH GROUP INC	1,23 %
JPMORGAN CHASE & CO	1,19 %

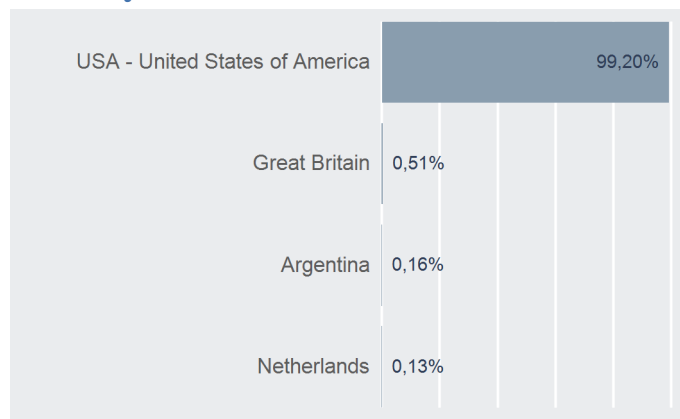
Sector Allocation



Market capitalisation segments



Country Overview



Fund Ratios

Equities

Ø Market Cap in Mrd. EUR	352,66
Ø Dividend yield p.a.	1,68 %
Price to Book Ratio	3,97
Price to Earnings Ratio (est. 12m)	18,27

APOLLO 14

Factsheet, 28.02.2023

Past performance is not an indicator of future results.

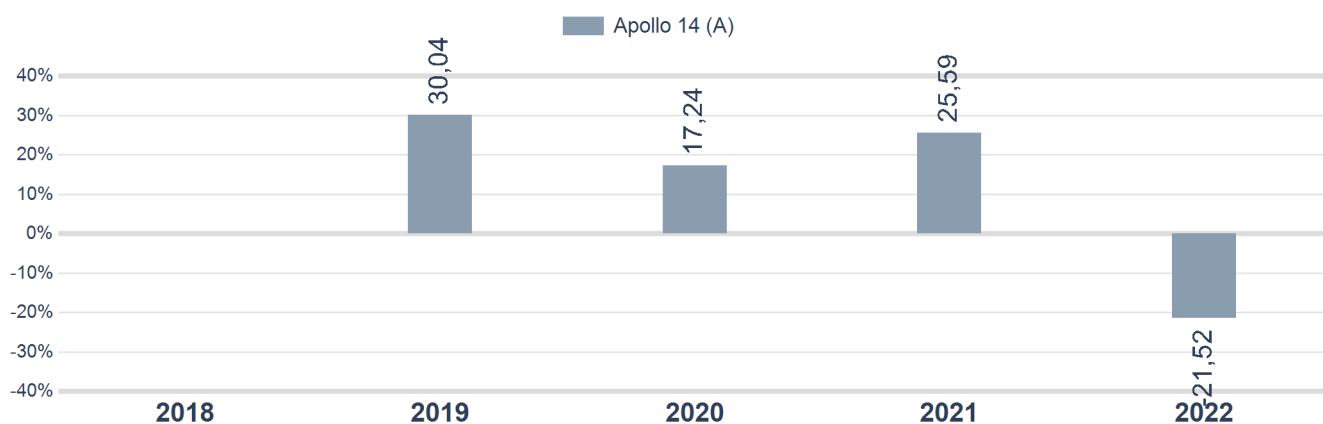
Performance Chart



Performance Ratios

	A
Inception:	27.08.2018
10 years p.a.:	-
5 years p.a.:	-
3 years p.a.:	9,33 %
1 year:	-10,10 %
Sharpe Ratio (3 years):	-
Volatility p.a. (3 years):	19,22 %

Jahresperformance



Important Notification

The document serves to inform the insurance customers and does not replace a comprehensive investment advice or risk information, nor does it make an offer or recommendation to buy, or sale of funds or other products. Any investment is associated with risks. The past performance is not indicative of reliable conclusions on future development of a fund. The return can be reduced as a result of currency fluctuations. Expenses and taxes of the insurance product are not included in the performance calculation and reduce performance. The fact sheet is only available for purchase of an insurance product. The fund used for the insurance product is accredited for direct purchase in Austria only.

The tax treatment of an insurance product is different and depends on the personal conditions and the place of residence of the customer and may be subject to change in the future. Please contact your insurance advisor for more information.

Values per share, Performance: OeKB; Performancechart, fund's composition: Tambas, Bloomberg and own calculation
Definition of ratios and terms in German: <http://www.securitykag.at/disclaimer.pdf> All data without warranty.