

# APOLLO 62

Factsheet, 28.02.2023

## Fund Data

<b>Fund Inception</b>	17.02.2000
<b>Benchmark</b>	None
<b>Fund Currency</b>	USD
<b>Fund Assets in USD</b>	50.133.369,16
<b>Accounting Period</b>	01.09. - 31.08.
<b>Fund Management</b>	Security Kapitalanlage AG
<b>Fund Manager</b>	Mag. Günther Moosbauer, CPM Stefan Donnerer, MA, CEFA Martin Seitinger, MSc, CEFA
<b>Admission</b>	Austria
<b>ISIN A - Share</b>	AT0000A2YPA4

## Price per share

	A
<b>NAV</b>	98,24
<b>Issue Price</b>	105,20
<b>Redemption Price</b>	98,20

## Costs

<b>Management fee p.a.</b>	1,00 %
<b>Front load</b>	7,00 %

## PRIIPS/MiFID II

If you need information about this, please contact office@securitykag.at.



### REFINITIV LIPPER FUND AWARDS

2021 WINNER  
AUSTRIA

### Security Kapitalanlage AG

Best Group over 3 Years, Overall Small Company

Refinitiv Lipper Fund Awards, ©2021 Refinitiv. All rights reserved. Used under license.

## Risk profile of fund



The risk profile defines the risk assessment of the fund - one blue box low risk, seven blue boxes very high risk.

## Description

Apollo 62 invests primarily in international corporate bonds with a focus on investment grade. High yield investments are possible. The average fund rating may not fall below BBB-.

The investment currency is USD

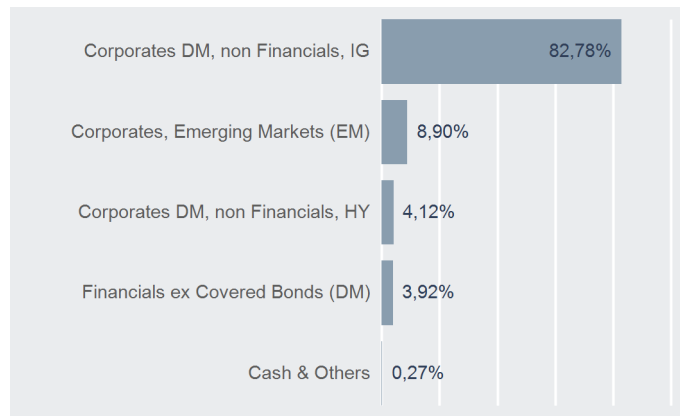
# APOLLO 62

Factsheet, 28.02.2023

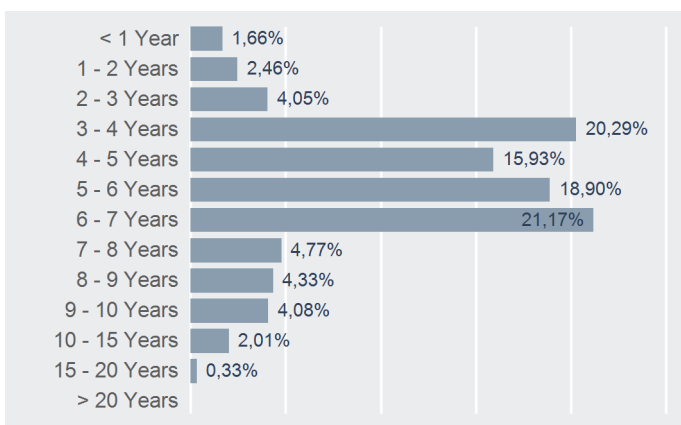
## Top 10 Issuers

Name	% FA
PULTEGROUP INC	1,18 %
BAT CAPITAL CORP	1,10 %
PLAINS ALL AMER PIPELINE	1,08 %
T-MOBILE USA INC	1,08 %
FISERV INC.	1,05 %
VERIZON COMMUNICATIONS	1,04 %
KILROY REALTY LP	1,02 %
ABBVIE INC	1,01 %
SABINE PASS LIQUEFACTION	1,00 %
MONONGAHELA POWER CO	0,99 %


## Asset Allocation



## Modified Duration



## FX Allocation



## Fund Ratios

### Bonds

Ø Modified Duration	5,42
Ø Maturity (in years)	7,04
Ø Yield p.a.	6,15 %
Ø Rating	BBB (8,99)

# APOLLO 62

Factsheet, 28.02.2023

Past performance is not an indicator of future results.

## Performance Chart



## Performance Ratios

	A
<b>Inception:</b>	11.07.2022
<b>Since Inception p.a.:</b>	-0,39 %
<b>10 years p.a.:</b>	-
<b>5 years p.a.:</b>	-
<b>3 years p.a.:</b>	-
<b>1 year:</b>	-
<b>Sharpe Ratio (3 years):</b>	-
<b>Volatility p.a. (3 years):</b>	-

### Important Notification

The document serves to inform the insurance customers and does not replace a comprehensive investment advice or risk information, nor does it make an offer or recommendation to buy, or sale of funds or other products. Any investment is associated with risks. The past performance is not indicative of reliable conclusions on future development of a fund. The return can be reduced as a result of currency fluctuations. Expenses and taxes of the insurance product are not included in the performance calculation and reduce performance. The fact sheet is only available for purchase of an insurance product. The fund used for the insurance product is accredited for direct purchase in Austria only.

The tax treatment of an insurance product is different and depends on the personal conditions and the place of residence of the customer and may be subject to change in the future. Please contact your insurance advisor for more information.

Values per share, Performance: OeKB; Performancechart, fund's composition: Tambas, Bloomberg and own calculation  
 Definition of ratios and terms in German: <http://www.securitykag.at/disclaimer.pdf> All data without warranty.